


【extension】 sftp

產生Config

vscode 按下 Ctrl + Shift + P

輸入 SFTP:Config



Config 相關

單一來源

```
[
  {
    "name": "demo_10.1.1.1",
    "context": "D:\\php_workspace\\demo",
    "host": "10.1.1.1",
    "username": "user1",
    "password": "12345678",
    "remotePath": "/root"
  }
]
```

多個來源

```
[
  {
    "name": "demo_10.1.1.1",
    "context": "D:\\php_workspace\\demo\\web1",
    "host": "10.1.1.1",
    "username": "user1",
    "password": "12345678",
    "remotePath": "/root"
  },
  {
    "name": "demo_10.1.1.2",
    "context": "D:\\php_workspace\\demo\\web2",
    "host": "10.1.1.2",
    "username": "user1",
    "password": "12345678",
    "remotePath": "/root"
  },
]
```

使用跳板機(帳號密碼)

```
[
  {
    "name": "jump_demo",
    "remotePath": "/root",
    "context": "D:\\php_workspace\\jump_demo",
```

```

"host": "10.1.1.1", // 跳板機ip
"username": "user1", // 跳板機 帳號
"password": "12345678", // 跳板機 密碼

"hop": {
  "host": "192.168.1.1", // 目的地ip
  "port": 22,
  "username": "target_user", // 目的地 帳號
  "password": "66778899" // 目的地 密碼
},
// 排除檔案
"ignore": [
  ".vscode",
  ".git",
  ".DS_Store",
  "**/logs/**",
  "**/sessions/**"
],
// 儲存後自動上傳
"uploadOnSave": false
}
]

```

使用跳板機(憑證)

```

[
{
  "name": "jump_demo",
  "remotePath": "/root",
  "context": "D:\\php_workspace\\jump_demo",

  "host": "10.1.1.1", // 跳板機ip
  "username": "user1",
  "password": "12345678",

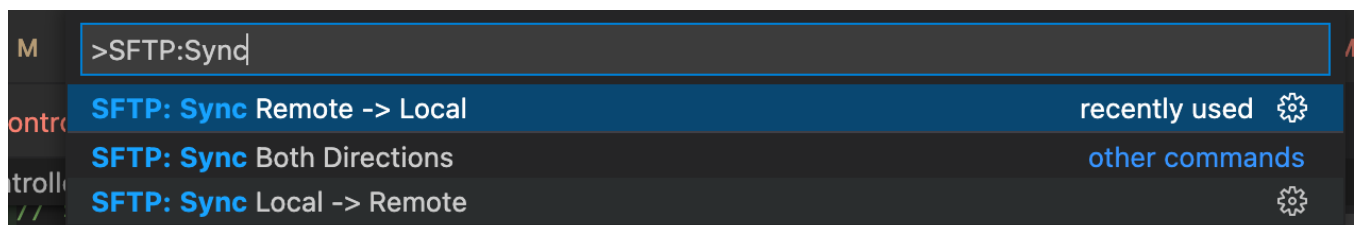
  "hop": {
    "host": "192.168.1.1", // 目的地ip
    "port": 22,
    "username": "target_user",
    "privateKeyPath": "/home/user1/.ssh/id_rsa" //使用憑證(跳板機位置)
  },
  // 排除檔案
  "ignore": [
    ".vscode",
    ".git",
    ".DS_Store",
    "**/logs/**",
    "**/sessions/**"
  ],
  // 儲存後自動上傳
  "uploadOnSave": false
}
]

```

第一次設定完，可以按下【Ctrl + Shift + P】(Mac: Cmd + Shift + P)

鍵入 >SFTP:Sync Remote -> Local

先將遠端資料同步至本機



瀏覽遠端檔案/選取Server檔案至本地編輯

選取左側icon



，展開目錄找到要編輯檔案，【Edit in Local】



SFTP: EXPLORER



▼ nbsfna



> .vscode

> app



> bootstrap

> config



> database

> node_modules



> public

> resources

> routes



> storage

> tests



> vendor

👁️ ._.DS_Store



⚙️ .editorconfig

⚙️ .env



≡ .env.example

🔍 .gitattributes

≡ .gitignore

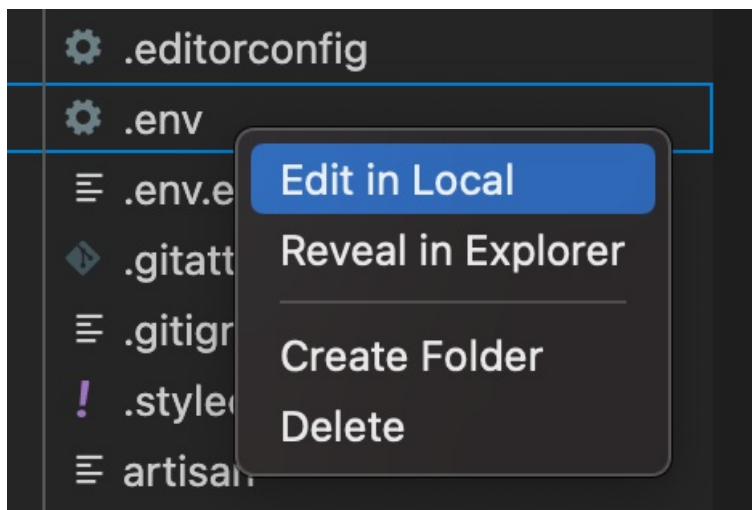


! .styleci.yml

≡ artisan

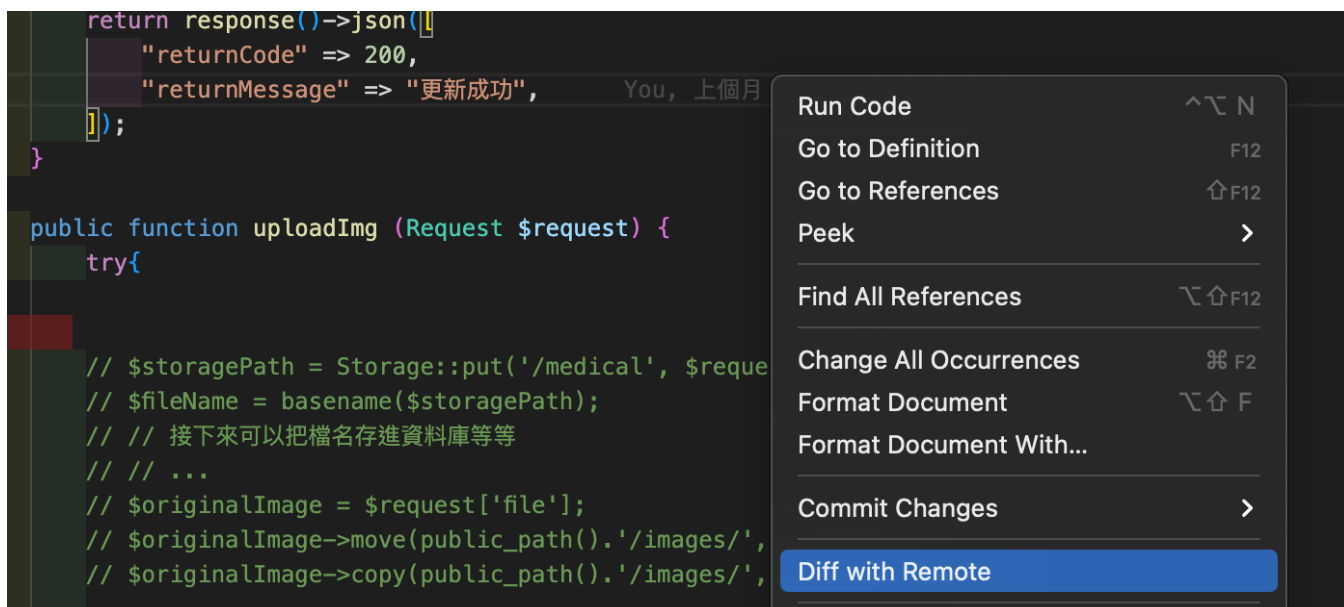


{ } composer.json



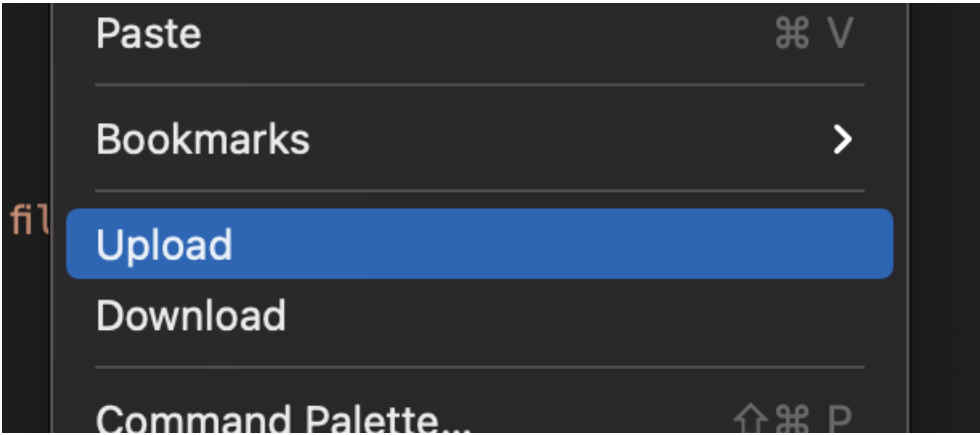
檔案比較

在本地編輯的時候，可以按右鍵【Diff with Remote】與server 檔案比較



上傳，下載檔案

可以按右鍵，【Upload/ Download】上傳本地檔案至Server 或是 下載Server 檔案



🔄修訂版本 #4
★由 treeman 建立於 12 🎯Q🎯🎯 2021 21:27:53
✍由 treeman 更新於 5 🎯🎯🎯🎯 2023 10:14:59